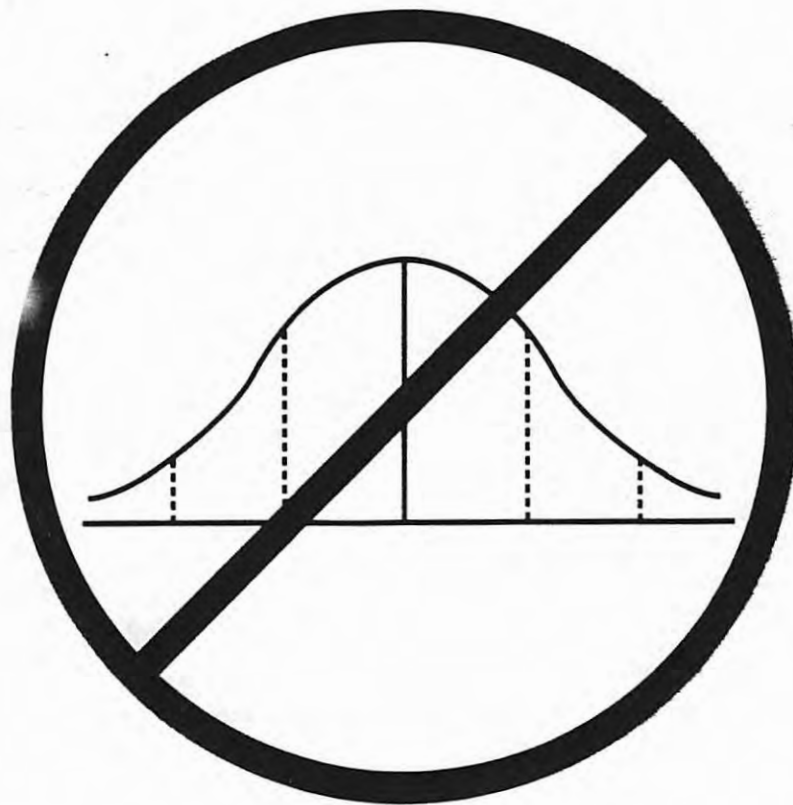


QUALITY OUTCOMES-DRIVEN EDUCATION

DECEMBER 1991

VOL. 1 NO. 3



**ODDM = Diversity Treated As The Norm +
Individual Differences As
Complementary**

Common Sense Tools: MAPS and Circles for Inclusive Education

Marsha Forest and Jack Pearpoint

MAPS and Circles of Friends are examples of strategies used to fully include and build creative meaningful curriculum for students whose needs challenge the system. These tools help foster cooperation and collaboration both within the school and between the school and community. These tools are especially useful for students at risk of exclusion or rejection. The bigger the problem, the better the challenge!

Annie, Tommy, Jay, Andreas, Katherine, Becky, Erica, Mark, Greg, Miller, Peter ... the list is too long and too painful to produce. These are the names of children who have been rejected by the public schools of Canada and the USA. They are black and white, girls and boys, youth and teenagers. In common is their parents' simple dream of having their children accepted and educated in one quality school alongside their neighbors. In common is their rejection from the schools of our nations. In common is the label "disabled" pinned on them, like the yellow star pinned on people labeled Jewish, and the pink triangle pinned on people labeled homosexual, during that terrible period called World War II.

The Nuremberg Trials confirmed to the world that pinning yellow stars and pink triangles on people was unacceptable. It was ruled a crime against "humanity." But today, no Nuremberg trials have ruled that IQ scores and disability labels are often death sentences to the children we "place" into "disability" boxes. Special education is one such disability box which we

know now is neither special nor indeed educational in any sense of the word. This is no longer hot "news." The data has been in for several years. The outcome for people labelled "disabled" is a life of loneliness, poverty, and joblessness — not an outcome any family would choose for their sons or daughters. Despite this data, segregation still thrives and is considered an "acceptable" educational placement and practice. It is still okay to talk of "them" and "us."

Segregation is *not* acceptable. It is bad pedagogy (for *all* children), it is uneconomic, immoral, and unethical. In short, segregation must stop. This article is about how to integrate children, end segregation, and improve educational outcomes for all.

No matter where we go, people are talking about the "Butwhatabout" Kids. Some of the presently popular euphemisms include hard to serve, at-risk, etc. Why don't we just admit it outright. These are children and teenagers who scare us to death, who threaten our mortality and who make us vulnerable

and nervous. That is natural, normal, and human. What is unnatural, abnormal, unacceptable, and inhuman is our systematic "boxing" and subsequent rejection of the people — or the illusions about people — whom we fear. We encourage people to square off with the fear — conquer it, and welcome all people back to our communities — complete with their mortality, vulnerability, and incredible capacities to teach us about what is important in life.

The Dragon We Call Fear

The first task is to face this dragon called fear. Mythology tells us that most "fear" dragons are slain merely by facing them. We don't tell teachers to give up their fears. Rather, we suggest they face them — head on; take up a mighty sword and slay them, one by one.

Fear is the most frequent word we hear as we talk with educators. "Don't be afraid" many people say. But not us. We encourage teachers to "Be afraid! Talk about the fear."

Name it! Get it on the table!" When the fear dragon is out in the open, you can kill it, go around it, or learn to ignore it. You can manage it. But as long as the fear is unnamed, the fantasy will frighten us more than any reality. Fear of the unknown, fear of failure, fear of not knowing what to do, fear of mortality. These are real fears. Once faced, fears can be overcome.

When we meet fearful teachers, we offer a little "dragon powder." We propose an alternative to these fearful human mortals who are just like us. Our "dragon powders" are state-of-the-art strategies that build confidence and a better future for all our children. MAPS and Circles of Friends are tools which take the responsibility off one person and put planning in the hands of a team comprised of school personnel, family, and the children themselves.

MAPS and Circles are based on common sense and don't cost a great deal of money.

But beware. These strategies require three important pre-conditions:

1. The desire to slay the dragon of fear.
2. The desire and ability to learn and change.
3. The desire and ability to work as a member of a team.

We feel if teachers cannot meet these criteria, they should consider another career!

Strong words you say. You bet. These times call for strong words

and bold deeds. The crimes of illiteracy, miseducation, and rejection can no longer be tolerated. We know too much. Systems like Johnson City in New York and Waterloo Region in Ontario, Canada, prove what can be done. These beacons in a still too bleak educational landscape have no more money and no

Segregation is not acceptable. It is bad pedagogy (for all children), it is uneconomic, immoral, and unethical. In short, segregation must stop.

more brain power than any other system. What distinguishes them is leadership with guts, clear values, and the vision of an outcome that spells success for all children entering the doors of our schools today.

We no longer have to prove that quality education can work. It can. It is now up to others to justify why they cannot deliver quality education to all their children as they do with daily success in Johnson City or Kitchener.

Reversing Rejection — Full Inclusion for All. The Centre for Integrated Education and Community is devoted to reversing the rejection of the Beckys, Katherines, Judiths, Suneels, Sunitas, etc. We are developing state-of-the-art strategies and training workshops

to help systems and individuals reverse the terrible tide of segregation and engage the challenge and thrill of full inclusion for all. Because we are white water canoe and kayak enthusiasts, we see the path like a white water rapid — full of rocks and churning water — but a great challenge and lots of fun!

No Magic Bullets; No Microwave Solutions; Just Hard Work. We make no claim that a MAP or a Circle as described in this article is a magic bullet or microwave solution. These strategies, developed and practiced for a decade with live children in real school systems in Canada and the USA, are simply tools in the arsenal for quality education for all — a dream we believe to be viable and necessary.

Making a Map

This strategy has been pioneered and used by many teachers and families in the past ten years. The laboratory has been two school boards in Canada (the Hamilton Wentworth Separate School Board under the leadership of Jim Hansen and the Waterloo Region Separate School Board under the Directorship of George Flynn). First and foremost, these two boards (approximately 20,000 students each) believe wholeheartedly that:

- all students belong in regular classrooms — no ifs, ands, or buts
- ordinary teachers can teach all children
- necessary supports will be provided when necessary
- quality education is a right,

not a privilege

- outcomes must be success, literacy, and graduation for all
- creative alternatives will be available for populations not succeeding in the ordinary fashion (i.e., they developed store-front schools, cross age tutoring, alternative high school programming as required).

A Cookbook Lesson. We love to eat and cook. A quote from the back cover of the original 1973 version of Tassajara Cooking sums up our feelings about the strategies we have developed:

"This is a book to help you actually cook — a cooking book. The recipes are not for you to follow; they are for you to create, invent, test. It explains things you need to know, and things to watch out for. There are plenty of things left for you to discover, learn, stumble upon. Blessings. You're on your own. Together with everything."

We invite you to treat MAPS and Circles as recipes from the "Tassajara Inclusion Cookbook." MAPS and Circles are designed to help you do it ... not to do it for you. You must "create, invent, test. They explain things you need to know, and things to watch out for. There are plenty of things left for you to discover, learn, stumble upon. Blessings. You're on your own. Together with everything." Read on in the Tassajara spirit.

We recently received a phone call that illustrates the dangers of see-

ing strategies as "magic bullets." The organizer of an upcoming workshop called and asked, "Will the participants at your workshop really leave knowing how to include all kids in regular classes?"

Marsha took a deep breath and answered in a friendly but firm tone, "No. In two days you don't learn brain surgery and in two days no one person can learn 'IT,' i.e., how to integrate all children magically into school. We hope the participants will get a tasty appetizer which will give them the inspiration and confidence to begin and to

***The crimes of
illiteracy,
miseducation, and
rejection can no
longer be tolerated.
We know too much.
Systems like Johnson
City in New York and
Waterloo Region in
Ontario, Canada,
prove what can be
done.***

continue to get more in-depth knowledge, training, and experience of the issue." The caller re-framed the concern and inquired if a reasonable revised objective might be that everyone leave the workshop feeling confident that this was the right direction for their school system. We said that too was our hope, and that most people would be ready to dive right in and try it out!

It is glib to think that anyone will learn all they need to know about dealing with children with complex needs in two days. But, with consistent use of MAPS and Circles strategies, as well as other exciting state-of-the-art approaches, within a year, we have found great success in being able to include almost all children.

What we've learned in ten years is that we can welcome *all* students into our nation's schools and classrooms — if we want to. This is regardless of the complexity of children's needs — be they physical, mental, or emotional. After all, "untrained" parents have been doing it for years. As one of our friends said after the birth of her daughter, "Jane didn't come with a set of directions. If we figured it out, so can a school. After all, teachers are paid for it, we're not. And they are trained educators, and we're not!! It should be easier for them. Basically, it is very simple. If they want Jane, they'll figure it out just like we did. All it takes is time and love."

MAPS

MAPS is a collaborative action planning process that brings the key actors in a child's life together. In the spirit of cooperation, this team creates a plan of action to be implemented in a regular classroom setting. It is *not* a case conference or an Individual Education Plan (IEP), but the results can certainly be used on any IEP form.

MAPS is facilitated by two people — practicing what it preaches — "together we're better." One person acts as the "MAPS recorder,"

making a public record (preferably using graphics) on large chart paper. This is an essential element of a MAP. The other person is the "host" who welcomes the group, explains the process, and facilitates the MAP.

Essential Elements of a MAP:

1. Co-facilitation (host and recorder; can be interchanged).
2. Graphic recording with colorful markers on chart paper.
3. Hospitality — a personal and

information atmosphere (snacks, beverages, tokens of thanks).

4. All key actors in child's life present and participating.
5. Focus person and his/her siblings and friends present and

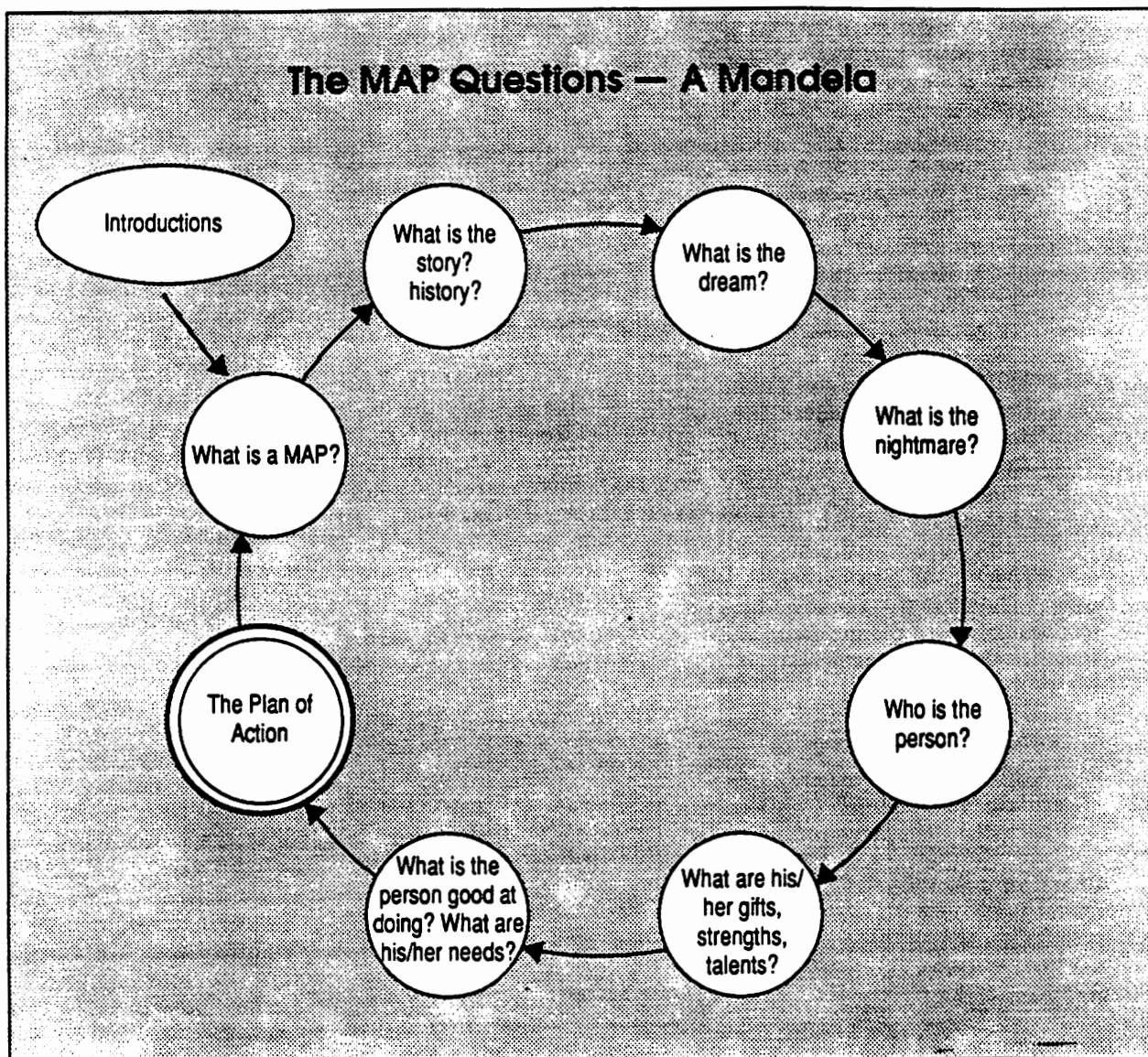


Figure 1

participating.

6. Key issues addressed: *What does the child and/or family want?*
7. Decision to meet again (with a date).
8. Concrete plan of action (actual things to do right away).

Without these essential elements, the plan is not a MAP. It may be something similar, but a MAP must have the above eight elements (or have a good reason to leave out an element).

A MAP is made up of questions that can be conceptualized as a circle. Each key must be used, but there is no particular order. The facilitators decide on their direction depending on the needs of the group.

Question 1 — Setting the Tone and Introductions. Before the MAP the facilitators set up the room in an informal semi-circle with comfortable chairs. Chart paper and clean markers should be ready. Snacks are available for people before the session begins. Colorful name tags are ready. The facilitators invite the group to be seated, introduce themselves, then ask everyone:

Facilitator:

"Please tell us who you are and explain your relationship to Mark (the focus person)."

Question 2 — What Is a MAP? The facilitator asks the participants to think of a MAP and asks, "What is a MAP?" Here's how one recent group answered:

Participants:

"A MAP shows direction."

"It tells you how to get from one place to another."

"It shows you how to find stuff."

"A MAP tells you where to go."

Facilitator:

"That's exactly what we're here to do. To show direction for Mark's life, to help him and his family get from one place (the segregated class) to another place (the regular class)."

"The MAP will also help us figure out how to find the 'stuff' that Mark needs. If we all work together, we can decide where to go next. Together we can create a plan of action that we can put into practice for Mark starting right away."

Question 3 — What Is Your Dream? This is really the heart and soul of the MAP. The facilitator must build an atmosphere so that the family feels comfortable to say what their dreams, hopes, and wants really are.

Facilitator:

"If you could dream the dream you really want, if you could have anything with no holds barred, what do you really truly want for yourselves and for Mark? Money is no object. Don't hold back. Let yourselves be free to really say what you want. Don't ask for what you think you can get. This is different. This is what you really want and dream about or pray for."

There is often a deathly silence at this moment. It is essential. Do not

interrupt. Wait. Allow the family time to build up their courage to get out their real feelings and hopes. If this is rushed, the whole MAP may be futile.

What we've learned in ten years is that we can welcome all students into our nation's schools and classrooms — if we want to.

When a facilitator asks the question about people's dreams with a full heart, so that people gain the confidence to risk stating their buried dreams, profound things often happen. A pattern has emerged after years of asking this question. Parents all over the continent have told us that the MAP empowered them to dream again. As one Colorado parent stated, "A MAP is a way of restoring the dream to a family." With older teenagers or adults, the person states his/her own dream. The MAP restores a dream to the individual.

Butwhatabout. "But," someone out there is thinking. "Butwhatabout" the person who can't speak? We have done many MAPS with children labelled "nonverbal." Although these children don't speak, they certainly communicate. And if the group knows the child well, someone will be able to articulate their own dreams for the child, and also the dreams they think the child might have.

Facilitator:

"If Mark could speak, what do you think his dream would be?"

Families often weep openly as they tell us, "My dream is that my child be happy, be included in school, walk or ride to school with his sister, be invited to birthday parties, have a hamburger with a friend, and have the phone ring just for him."

One 12-year-old girl told us, "I want a trip to Hawaii and a job with computers. Also a pet dog." She was clear as a bell!

One parent of a medically fragile child told us, "I want my child to have one real friend before she dies. My nightmare is that my child will never know friendship." (This little girl did die soon after, but because she had moved into a district that welcomed her, the mother did get her wish. The entire third grade class attended her daughter's funeral. The family knew that their daughter had made real friends in her all too short life.)

MAPS is a collaborative action planning process that brings the key actors in a child's life together.

Question 4 — What Is My/Our Nightmare? Many people consider the nightmare question the hardest to ask. We believe it is one of the most important because the MAP must identify the nightmare in or-

der to avoid it. Unless the MAP prevents the nightmare, it is a waste. Unless the *outcome* of the plan of action is to prevent the worst from happening, all we are doing is simply busy work.

In ten years of doing MAPS, these are the most consistent responses to this question: "My nightmare is that my child will end up in an institution with no one to love him/her." "We will die and my child will be alone and put in a group home." "My child will never have a friend."

No one has ever said "I'm afraid my child will not get an A in math or learn phonics."

No one has ever said, "I'm afraid there won't be a proper functional curriculum."

This question often breaks the ice between warring factions. When school staff see that the parents want what every parent wants for their children, barriers break down. We have seen wars melt into peace treaties. A Kentucky woman broke down describing how her 18-year-old son was currently living out his nightmare, institutionalized, after having blinded himself. "Our family is in the nightmare," she wept. "All we wanted, all we want now is some shred of human kindness and friendship to our son."

We had to stop for coffee as all participants, both factions, were in tears. For the first time they were meeting as human beings rather than as warriors on opposing sides of a placement review table.

Facilitators do not have to be familiar with the person or the fam-

ily, but must know the MAPS process inside out. The facilitators must first and foremost believe 150 percent in the fact that full inclusion is possible for all! The facilitators must be good listeners — able to hear great pain without providing immediate advice and solutions.

When a facilitator asks the question about people's dreams with a full heart, so that people gain the confidence to risk stating their buried dreams, profound things often happen.

The teachers and school personnel are a part of the group. The facilitators can be school personnel or an external team. The facilitation rule is to pull information from the group and move it along into an action plan. The recorder creates a photograph of what the group says with color, graphics, and also summarizes what has been said before going to the next step.

Question 5 (which can also replace the dream as Question 3) — What Is the Story?

Facilitator:

"Please tell us your story. What are the most important things that have happened since Mark was born? I know you can go on and on with his, so I'll limit you to 5-7 minutes. Tell us what you feel is really important for

all of us to hear and to know about Mark's story."

The facilitator must be careful not to make this a case history. She/he must listen with all heart, soul, and body. The recorder writes the story — words, pictures, and images. The facilitator also asks the participants to listen with their hearts.

Facilitator:

"Don't listen just with your ears. Listen with your whole body. Don't be judgmental. This is not a trial. Try to feel hear what the person is telling you from inside — as if it were your own story."

We often ask this question before the dream. It depends on the tone and mood of the group. The recorder summarizes the story after the family or person has completed their thoughts being sure that the facts are correct and the essential elements of the story are there. The recorder should request the assistance of the MAPS team to correct spelling, facts, etc. Making simple errors (especially with people's names) can be very upsetting to some people, so legitimize corrections. Request assistance. This increases group participation and ownership.

Questions 1 through 4 are Part I of a MAP. It is often necessary to take a break at this point. The second part will be lighter, faster paced, and move toward the action plan.

MAPS — Part II

Question 5 — Who Is Mark? We like to draw an outline of a person

on the chart paper (Figure 2) and hand out "Post-It" notes to change the mood and motion of the MAP. This is a brainstorm session. Each person writes a word or phrase (one per "Post-It" note) and posts it on the outline. This gives us a snapshot of the person. A recent MAP of a 12-year-old boy had these words: curious, handsome, determined, likes good snacks, always hungry, potential, my son, dimples, pretty ordinary, my brother, very active, pest, a little brat, somebody's great

friend someday, an interesting boy, lively, likes to play with drums, great family.

The recorder attempts to group the words to get a picture of Mark. We sometimes ask, "What have other people said about Mark in the past? What words have been used before in other meetings?" In this case, these were the words previously used to describe Mark: retarded, developmentally delayed, autistic, severely autistic.

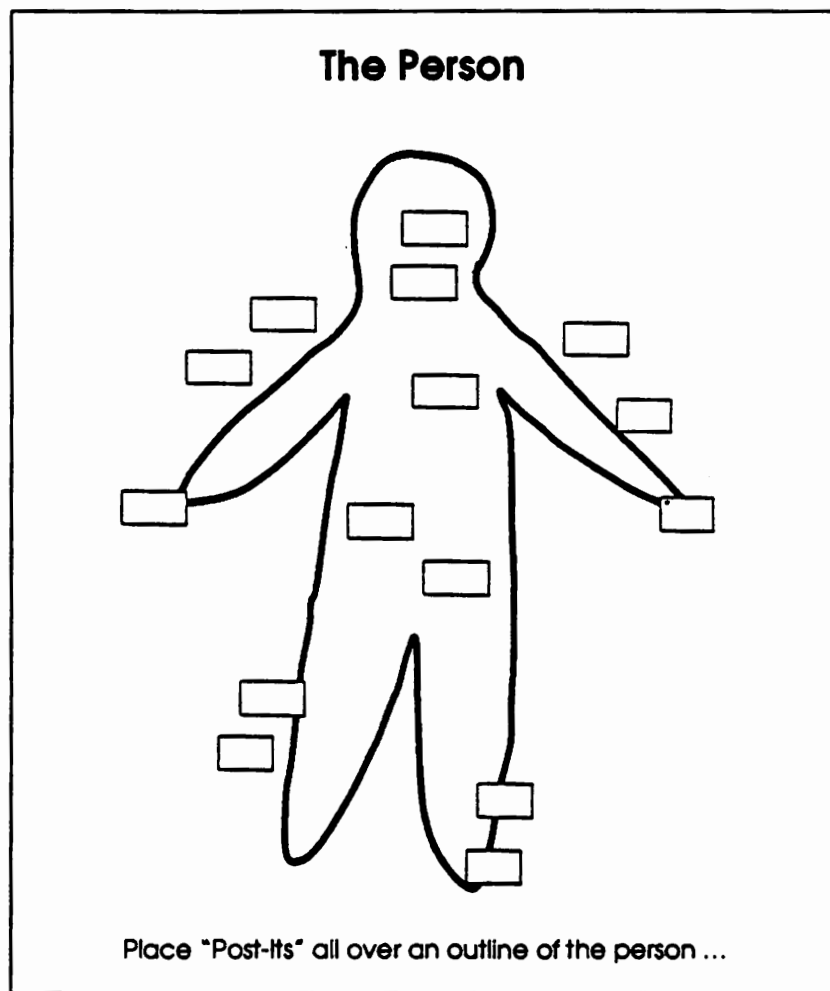


Figure 2

These should be posted separately, but the recorder may want to highlight the dramatic differences between the two portraits of the same person.

Rather than blaming themselves for what they had not done in the past, they switched their energy into actions they could deliver in the future.

Question 6 — What Are Mark's Strengths and Unique Gifts?

Another list was generated: happy, beautiful boy, loving, friendly, he can look you in the eye and smile, gives a lot, he has a "look," helps to put things in perspective, makes you feel good.

Question 7 — What Does Mark Like To Do? What Is Mark Good At?

This brainstormed list is important as it gives us many ideas for the curriculum and daily program: Mark likes to throw balls, play with ropes and strings, climbing in parks, eating, relax, swim laps in the pool, play in water puddles, go skating, play in clothes closets, be with people.

By this point we have generated an enormous volume of information on Mark. We ask, "First and foremost, what do we all need to make this (the *dream*?) happen? What does Mark need? What does Martha (the teacher) need? What does the family need?"

At this MAP the only people present were Mark's mom, dad, teenage sister, and a dedicated teacher/friend. When it came to Mark's needs, there was a real consensus that Mark "needs to be involved and to meet people his own age." The family needed him to meet other children so his mother could begin to build a life of her own. The family agreed that a "worker" (to help build community integration) would be a God-send. They wanted that person to take Mark to local places where he could "get involved" with other kids. The job description for that person was developed from what was said at the MAP:

- Find places where he can meet kids.
- Find kids to spend time with him.
- Go to the youth center.
- Get involved in trips, swimming, and activities.
- Develop more communication skills.

Question 8 — The Plan of Action.

When you frame the needs question carefully, it flows directly into a plan of action. In some circumstances, i.e., planning a curriculum, we might draw the timetable and have the other students brainstorm all the activities that Mark likes and could do. Then we explore the logistics. If Mark is going to get from history to gym and be dressed in ten minutes, he will need help — a guide. Who would be willing to help? We link specific people to specific times, places, classes, activities.

In this instance, the family enthusiastically agreed to plan a pizza party at their home and invite some neighborhood kids — that weekend. Together with Greg, the teacher/friend, they started to look for a community integration facilitator. Greg agreed to facilitate another MAP with a wider group in one month. A date was set.

A MAP must be concluded. The recorder walks/talks the group through a summary of the charts and presents the charts to the family as a gift — along with other gifts, i.e., a plant, a cake, something sweet, something that grows.

Before it ends, the host/facilitator asks each participant one more process question.

Facilitator:

"Will you give me one word, or a phrase to sum up your experience of this MAP. Off the top of your head ... the first word that springs to mind ..."

Here's what this group said:

Mom:

"I'm relieved. Great session."

Dad:

"Very positive. Thanks."

Sister:

"Awesome."

Mark:

(gives us all a really big smile)

Greg:

"Fabulous and positive."

The Kaleidoscope

The metaphor for the MAP is a *kaleidoscope*. The kaleidoscope is a

magical toy, a mysterious and beautiful tool that changes constantly. Through the eyepiece we see little bits of beautiful color turning together into an ever-changing luminous melody of color and light.

We see the kaleidoscope as the outcome of each MAP. It is a medley of people working together to make something unique and better happen. It is more than anyone can do alone. It proves what we strongly believe — *together we're better!*

Circles of Friends

Stop. Take 30 seconds. Try to imagine a world in which you did not have a single person who truly loved you. Imagine having no family and no friends. Imagine that you see only paid personnel in the morning and at bedtime. Imagine a world where none of your peers spoke or walked. Take a moment to remember how it feels to be that lonely and isolated.

Recently, we met a young woman who literally had no one in her life. She had been abandoned by her parents at the age of four and placed in a group home for children with "severe to profound mental retardation." As we did her MAP, she sat with us and listened intently to the conversation. We were told that she banged her head and screamed constantly. The person we observed sat still for two hours and listened intently. What did she hear? What did she understand? It is our belief that she heard and felt our concern, that through her blind eyes she saw love and people who were afraid for her life. We believe she responded to that caring by sitting with us for two hours. She is

16 years old and knows no one her own age.

It was clear that an intentional circle needed to be built immediately. Diane had been physically present in a regular high school but spent her days in a segregated class. She was present — but invisible. No one really knew her.

The school called together a group of teenagers and teachers who expressed an interest in helping Diane.

"How would you feel if your life looked like Diane's?" we asked.

One young woman said quietly but without hesitation, "I'd commit suicide."

Others said, "I'd sleep all the time." "I'd take drugs." "I'd drink." "I'd kill someone."

They saw immediately that what Diane needed most was to be with them — to get out of the segregated room. They brainstormed places they could go with Diane. There was a rock concert coming up. One student volunteered to take Diane with her and her other friends. Another decided to visit Diane and have dinner with her at the group home. The students thought Diane would like the music and cooking classes which were noisy and the teachers were "pretty cool." The ideas flew. Diane sat through the meeting with a smile as she gently rocked back and forth, back and forth.

Several teachers decided to get involved. Rather than blaming themselves for what they had not done

in the past, they switched their energy into actions they could deliver in the future.

The result: six months later Diane has regular visitors to her group home; she has gone out more in six months than in the past ten years; and one teacher and student seem to have formed a special bond with her. They have invited Diane to their homes for dinners and Sunday outings. It's a good start. Best of all, Diane is out of the segregated room and goes to music, cooking, and other regular classes. She hangs out in the lunch room and has stopped poking the corners of her eyes and screaming as much as before. Is Diane "cured"? No! Does she now have people to talk to, things to do, a life to look forward to? Yes! Equally important, Diane's classmates are learning and gaining even more than Diane. They are getting "experience" (hands-on training has always been the best) in problem solving (number one issue in the curriculum) with a *real*

***... six months later
Diane has regular
visitors to her group
home; she has gone
out more in six
months than in the
past ten years ...***

and relevant problem. They have to create curriculum, timetables, and trouble shoot with Diane. They are learning to manage teachers, manage behavior, and confront values issues. Their acquaintance/friendship with Diane may be one

of the most important learning activities of their lives. There is still a long way to go, but the circle has started. Diane has a dream, and her new friends are part of it.

A Circle at Camp

Norman wanted to go to camp, but everywhere he and his family went, they were told that Norman's needs were too great. One young counsellor who had completed one of our workshops decided to put the learning into action. He wrote us this letter which illustrates the simplicity and complexity of the idea of a Circle:

"We decided Norman could attend our camp. That was a big step in the right direction. I had all the kids together in the recreation hall and I gave my little speech. 'A circle of friends is a support group that helps any camper having problems feel more welcome and included.' I was received with blank stares. Oops, I thought, I better look at my course notes again. I blew it that time.

"After bombing with this great opening statement, I simply asked the kids to talk about Norman, who they had met that morning. 'What do you think Norman can do all day at camp?' Boom! Everyone was talking at once. That was a question ten-year-olds could relate to — it wasn't a lecture on circles.

"The meeting lasted about 20 minutes, ending with suggestions about how they could do things together with Norman. I asked for a smaller group of

volunteers to help me plan Norman's day. *Everyone volunteered.*

"Norman's biggest challenge and the reason he had been rejected by every other camp in the universe was 'weak bladder control.' Several people (adults) had suggested that Norman should sleep in a separate building to 'hide' the problem.

Attitudes are the major barrier and are no longer an adequate excuse. We must welcome all children now. It is their right.

"I decided (with Norman's permission of course) to put the issue out in the open. The children suggested (quite matter-of-factly) that they take turns waking Norman up in the night to go to the bathroom. It never occurred to them (and they rejected outright) the suggestion that he sleep in another building! The counsellors volunteered to take turns helping when needed.

"Many baseball games, slumber parties, canoe and splashing trips later, Norman no longer requires a 'one-to-one' worker. His bladder problems are getting better (only twice a week instead of every night). Norman's circle of supporters (now a smaller group of real

potential friends) meets for an hour every four days. The children and counsellors really look forward to it. So does Norman. Norman's circle has become a place for all involved to get support. Last week Norman wasn't even the issue. The topic of the day was Tanya's bad temper.

"Finally I should tell you that the social worker called me in shock regarding the progress Norman had made. She asked if we could work on building a circle in his school and in his group home community this fall. I told her I would love to come and help one of the school people become a facilitator. I guess I really learned a lot in the workshop on MAPS and Circles. Norman was my chance to try it out myself. It was the best experience of my career. I'm launched. — Thanks and love, Dan."

To us MAPS and Circles are like building a good foundation for a house. What good is a castle if it is made on sand? What good are communication skills if you have no one to talk to? What good is physical mobility if you have nowhere to go? What good is life itself if you have no one to share it with?

The Centre for Integrated Education and Community (CIEC) is busy refining its training institutes and workshops so that we can spread the word about the beauty that lies in the heart of inclusion. We have no pretences that we have *THE* answer. We do, however, have years of experience and hundreds of success stories that tell us full integra-

tion and quality education are indeed possible.

We have no illusion that in a short article we can do more than whet your appetite to learn more. Please write us with your questions and concerns. We see ourselves as problem solvers and facilitators, not answer givers. We enjoy working with people who see problems as challenges to be solved. This final story illustrates our point.

We had just finished a week long white water canoe/kayak course. We thought that our friend, Judith Snow, might really enjoy a raft trip down the incredible river we had run in our smaller craft.

We approached the staff at the Madawaska Kanu Centre. We told them that Judith travelled around in a wheelchair which she drove

with her thumb. We explained she only had use of her mouth and thumb for mobility.

Before we got the words out, these energetic rafters were planning where Judith would sit, how many extra people they'd need to carry her into the raft, and how she could enjoy actually going in the water to body surf.

They were beyond us. We only had her in the boat. They had her in the water too. What a difference! Most people look at Judith and only see *problems*. To the rafters, this would be fun, a challenge. If she wanted to go, they would take her. There was no question. End of story.

How refreshing! If we can create the opportunity for Judith to go rafting and surfing in the Madawaska River, surely we can create

the opportunity for all the children in Canada and the USA to attend school alongside their neighbors and friends. There are simply no more excuses! Judith hasn't decided if she really wants to go rafting, but the vast majority of families have decided that they want to be welcomed in their neighborhood schools. Attitudes are the major barrier and are no longer an adequate excuse. We must welcome all children now. It is their right. Our future depends on it. There is simply a need for action — *NOW!*

Marsha Forest is Director of Education and Jack Pierpoint is Executive Director, Centre for Integrated Education and Community, 24 Thome Crescent, Toronto, Ontario, Canada M6H 2S5. Phone (416) 658-5363.



To catch the big fish, you must be in deep water; to accomplish great things you must be willing to leave the security of shallow water and venture where the water is deep and maybe where you've never been before.

— Shakespeare



A positive person knows that not everything faced can be changed, but that nothing can be changed until it is faced! So face those things which interfere with your progress, or stand in the way of a goal you have, and try to change them!

— Albert Einstein



Throughout our lives we are faced with a series of great opportunities brilliantly distinguished as impossible situations. Remember, nothing is impossible to one who believes.

— Nathaniel Emmons



I would rather attempt to do something great and fail, than to attempt to do nothing and succeed.

— Robert Schuller

